


X-SERIES

HIGH-SPEED MIXED-FLOW WATERJET



MAX KW
MAX BHP
611 - 2070 kW
819 - 2776 bhp

MATERIALS

Body	Aluminum
Pump Unit	Duplex Stainless Steel
Intake	Aluminum

FOR VESSELS

12-40m





BUILT FOR X-SPEED

This completely re-imagined waterjet is ushering in a new era of water propulsion performance. You asked for speed and we delivered the X-Series. With an optimized mixed flow pump capable of speeds in excess of 50 knots, buckle up. Built from duplex stainless steel, this unit is stronger, lighter, more efficient, and more corrosion resistant to keep you on the water and moving faster when every second counts. With the all new redesigned cast aluminum reversing bucket and optimized intake, you'll be stopping on a dime and performing lightning fast maneuvers like a cheetah on the hunt. Seatbelts not included.



Above: Miami-Dade Fire Vessel #73. Featuring (2) MJP 350 X waterjets.

X-SERIES

ENHANCED REVERSING BUCKET


The cast aluminum bucket has been designed to improve stopping distance and increase maneuverability. And its new narrow design minimizes center-to-center placement on multiple jet installs.

MIXED-FLOW DUPLEX STAINLESS STEEL PUMP

Proven with more than 18 million running hours, our stainless steel, mixed flow pump has been expertly engineered to be the most efficient and durable pump ever built.

INTEGRATED HYDRAULIC SYSTEM

The all inboard integrated hydraulic system provides superior corrosion resistance and eliminates the risk of external oil spills. Featuring separated seals for water and oil, the X Series is compliant with clean-water regulatory requirements.



NEW STEERING FIN DESIGN

The new hydrodynamically designed steering fin gives superior responsiveness and steering efficiency.

INTERCEPTOR INTEGRATION

The interceptor placement maximizes stagnation pressure under the hull, generating greater lift. Additional interceptors can be fitted on either side of the jet.

OPTIMIZED INTAKE GEOMETRY


The superior high-speed characteristics of the pump allows optimized intake at lower speeds, thereby developing optimal performance over the complete speed range, without impacting top-speed capabilities.

SPECIFICATIONS

FOR VESSELS 20M-40M

NEW

- Fabricated Aluminum Intake
- Full Classification Approval
- PTO Driven Hydraulic Pump

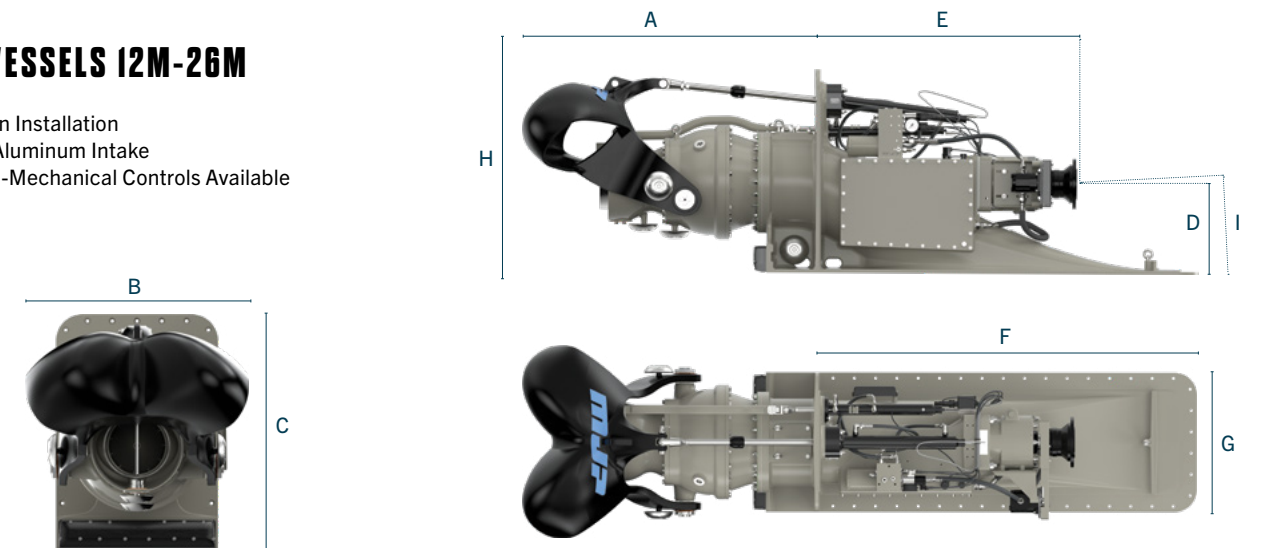


MODEL	DRY WEIGHT	INTAKE	KW	A	B	C	D	E	F	G	H	I
400X	800kg	175L	1330	1177	980	850	400	1470	2132	830	965	0°
450X	1100kg	250L	1680	1323	1102	942	450	1590	2380	910	1086	0°
500X	1500kg	340L	2070	1471	1225	1062	500	1800	2665	1038	1207	0°

Specifications are in millimeters (mm)

FOR VESSELS 12M-26M

- Bolt on Installation
- Cast Aluminum Intake
- Hydro-Mechanical Controls Available



MODEL	DRY WEIGHT	INTAKE	KW	A	B	C	D	E	F	G	H	I
280X	350kg	48L	611	1086	685	717	280	984	1270	520	695	0°
310X	390kg	62L	800	1173	758	750	361	925	1346	550	738	3°
350X	565kg	102L	1000	1317	857	902	400	1140	1689	620	913	0°

Specifications are in millimeters (mm)

SWEDISH SEA RESCUE SOCIETY

This 15m Fast Self Righting Rescue Craft is involved in nearly 90 percent of all sea rescue missions in Sweden and is funded and run completely by donations and volunteers. Featuring MJP 350X waterjets powered by 2 Scania 650 bhp engines. Built by Swede Ship Marine in Sweden.

MCM KUWAIT FIRE BOAT

Built by MetalCraft Marine of Kingston, ON Canada, the FireStorm 50 is a 50' fireboat equipped with two 1000 hp Volvo Penta diesel engines and twin MJP 310X waterjets, reaching a top speed of 45 knots.



MJP IS THE WORLD LEADER IN WATERJET PROPULSION, BUILT AS
A FORCE TO TRUST.
SO YOUR ONLY LIMITATION IS HOW HARD YOU HIT THE THROTTLE.

MARINE JET POWER
Hansellsgatan 6
754 50 Uppsala
SWEDEN
+46 (0) 10 165 10 00

SOUTH KOREA
Gamcheonhang-ro 165-4, Saha-gu
49454 Busan
KOREA
+82 (51) 746 6428

AMERICAS
6740 Commerce Ct. Drive
Blacklick, OH 43004
USA
+1 614-759-9000